



LED **led**estón

premium lighting



Catalogue Nr.8

Quality Within Your Reach

www.ledesta.eu

01 LED Underground Light

p1-p5

02 Outdoor LED Wall Light

p6-p9

03 LED Floodlight

p10-p21

04 Outdoor LED Step Light

p22

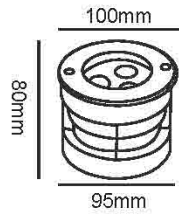
0
1
~
0
4

0
5
~
0
7

● 6000K ● 5000K ● 4000K ● 3000K ● 2700K



UG3001

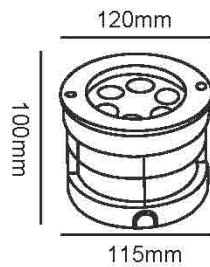


TECHNICAL PARAMETER

Model: UG3001
 Rated power: 3W/3*2W/COB6W
 Chip: CREE/Bridgelux
 CCT: 3000K/4000K/6000K/R/G/B
 Material: Stainless steel Cover, Aluminum, Tempered glass
 Input Voltage: 12V/24V/100-240V 50-60Hz
 Angle(Lens): 15° /30° /45° /60°
 Size(mm): Φ100*H80MM
 Hole Size(mm): Φ95



UG3002

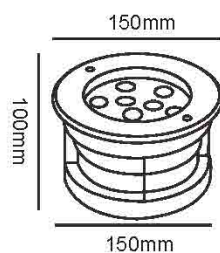


TECHNICAL PARAMETER

Model: UG3002
 Rated power: 6W/COB9W
 Chip: CREE/Bridgelux
 CCT: 3000K/4000K/6000K/R/G/B
 Material: Stainless steel Cover, Aluminum, Tempered glass
 Input Voltage: 12V/24V/100-240V 50-60Hz
 Angle(Lens): 15° /30° /45° /60°
 Size(mm): Φ120*H100MM
 Hole Size(mm): Φ115



UG3003



TECHNICAL PARAMETER

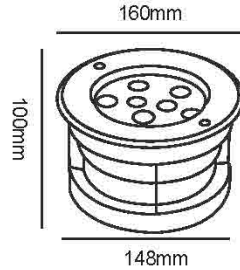
Model: UG3003
 Rated power: 9W/COB12W
 Chip: CREE/Bridgelux
 CCT: 3000K/4000K/6000K/R/G/B
 Material: Stainless steel Cover, Aluminum, Tempered glass
 Input Voltage: 12V/24V/100-240V 50-60Hz
 Angle(Lens): 15° /30° /45° /60°
 Size(mm): Φ150*H100MM
 Hole Size(mm): Φ150



● 6000K ● 5000K ● 4000K ● 3000K ● 2700K



UG3004

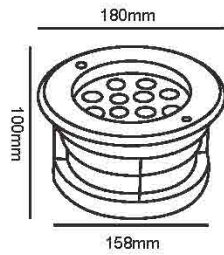


TECHNICAL PARAMETER

Model: UG3004
 Rated power: 9*2W/12W/COB20W
 Chip: CREE/Bridgelux
 CCT: 3000K/4000K/6000K/R/G/B
 Material: Stainless steel Cover, Aluminum, Tempered glass
 Input Voltage: 12V/24V/100-240V 50-60Hz
 Angle(Lens): 15° /30° /45° /60°
 Size(mm): Φ160*H100MM
 Hole Size(mm): Φ148



UG3005

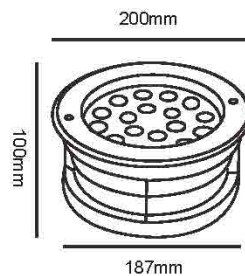


TECHNICAL PARAMETER

Model: UG3005
 Rated power: 12*2W/12W/18W/COB25W
 Chip: CREE/Bridgelux
 CCT: 3000K/4000K/6000K/R/G/B
 Material: Stainless steel Cover, Aluminum, Tempered glass
 Input Voltage: 12V/24V/100-240V 50-60Hz
 Angle(Lens): 15° /30° /45° /60°
 Size(mm): Φ180*H100MM
 Hole Size(mm): Φ158



UG3006



TECHNICAL PARAMETER

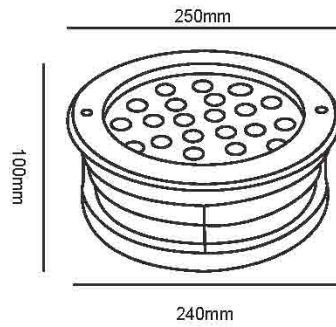

Model: UG3006
 Rated power: 18*2W/24W/COB30W
 Chip: CREE/Bridgelux
 CCT: 3000K/4000K/6000K/R/G/B
 Material: Stainless steel Cover, Aluminum, Tempered glass
 Input Voltage: 12V/24V/100-240V 50-60Hz
 Angle(Lens): 15° /30° /45° /60°
 Size(mm): Φ200*H100MM
 Hole Size(mm): Φ187



● 6000K ● 5000K ● 4000K ● 3000K ● 2700K



UG3007

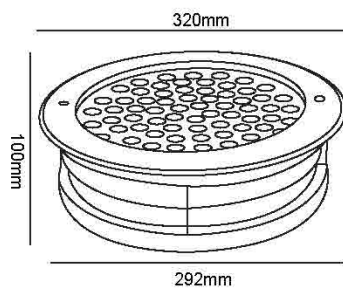


TECHNICAL PARAMETER

Model: UG3007
 Rated power: 24*2W/36W
 Chip: CREE/Bridgelux
 CCT: 3000K/4000K/6000K/R/G/B
 Material: Stainless steel Cover, Aluminum, Tempered glass
 Input Voltage: 12V/24V/100-240V 50-60Hz
 Angle(Lens): 15° /30° /45° /60°
 Size (mm): Φ250*H100MM
 Hole Size(mm): Φ240



UG3008



TECHNICAL PARAMETER

Model: UG3008
 Rated power: 26*2W/54W/72W
 Chip: CREE/Bridgelux
 CCT: 3000K/4000K/6000K/R/G/B
 Material: Stainless steel Cover, Aluminum, Tempered glass
 Input Voltage: 12V/24V/100-240V 50-60Hz
 Angle(Lens): 15° /30° /45° /60°
 Size (mm): Φ320*H100MM
 Hole Size(mm): Φ292



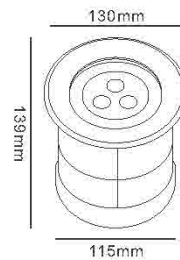
● 6000K ● 5000K ● 4000K ● 3000K ● 2700K



UG1011

TECHNICAL PARAMETER

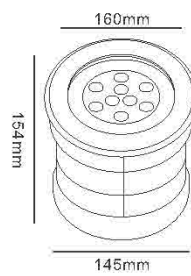
Model: UG1011
 Rated power: 3*2W
 Chip: CREE/Bridgelux
 CCT: 3000K/4000K/6000K/R/G/B
 Material: Stainless steel Cover, Aluminum, Tempered glass
 Input Voltage: 12V/24V/100-240V 50-60Hz
 Angle(Lens): 15° /30° /45° /60°
 Size(mm): Φ100*H80MM
 Hole Size(mm): Φ95
 Adjustable Angle: ± 25° -30°



UG1012

TECHNICAL PARAMETER

Model: UG1012
 Rated power: 9*2W/9W
 Chip: CREE/Bridgelux
 CCT: 3000K/4000K/6000K/R/G/B
 Material: Stainless steel Cover, Aluminum, Tempered glass
 Input Voltage: 12V/24V/100-240V 50-60Hz
 Angle(Lens): 15° /30° /45° /60°
 Size(mm): Φ150*H100MM
 Hole Size(mm): Φ150
 Adjustable Angle: ± 25° -30°



● 6000K ● 5000K ● 4000K ● 3000K ● 2700K



UG1013



TECHNICAL PARAMETER

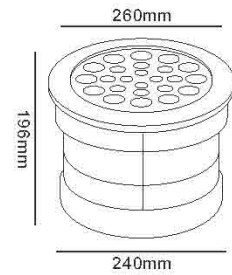
Model: UG1013
 Rated power: 12*2W18W
 Chip: CREE/Bridgelux
 CCT: 3000K/4000K/6000K/R/G/B
 Material: Stainless steel Cover, Aluminum, Tempered glass
 Input Voltage: 12V/24V/100-240V 50-60Hz
 Angle(Lens): 15° /30° /45° /60°
 Size(mm): Φ180*H100MM
 Hole Size(mm): Φ158
 Adjustable Angle: ± 25° -30°



UG1014

TECHNICAL PARAMETER

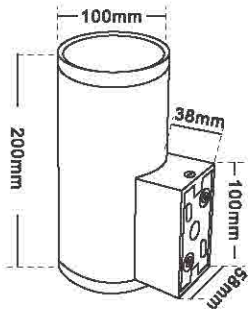
Model: UG1014
 Rated power: 36W
 Chip: CREE/Bridgelux
 CCT: 3000K/4000K/6000K/R/G/B
 Material: Stainless steel Cover, Aluminum, Tempered glass
 Input Voltage: 12V/24V/100-240V 50-60Hz
 Angle(Lens): 15° /30° /45° /60°
 Size(mm): Φ150*H100MM
 Hole Size(mm): Φ240
 Adjustable Angle: ± 25° -30°



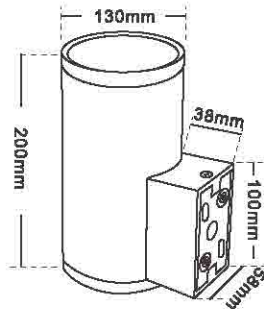
6000K 5000K 4000K 3000K 2700K



Mono direction

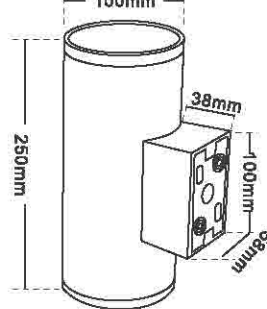


WL0801

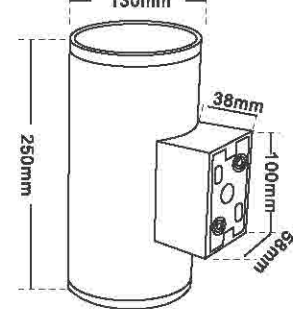


WL0803

Bi Direction



WL0802



WL0804

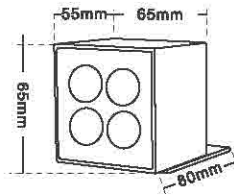


TECHNICAL PARAMETER

| Model | Rated power | Chip | CCT | Material | Input Voltage | Angle(Lens) | Size (mm) |
|--------|---------------------|----------------|-----------------------------|--|--------------------------|---------------------------------------|------------|
| WL0801 | 9W/COB12W | CREE/Bridgelux | 3000K/4000K 6000K/R/G/B | Stainless steel Cover, Aluminum, Tempered glass | 12V/24V/100-240V 50-60Hz | 15°/30°/45°/60° COB10°/20°/30°/90° | Φ100*200mm |
| WL0802 | 9W/COB12W*2 | CREE/Bridgelux | 3000K/4000K 6000K/R/G/B | Stainless steel Cover, Aluminum, Tempered glass | 12V/24V/100-240V 50-60Hz | 15°/30°/45°/60° COB10°/20°/30°/90° | Φ100*250mm |
| WL0803 | 12W/18W COB24W | CREE/Bridgelux | 3000K/4000K 6000K/R/G/B | Stainless steel Cover, Aluminum, Tempered glass | 12V/24V/100-240V 50-60Hz | 15°/30°/45°/60° COB10°/20°/30°/90° | Φ130*200mm |
| WL0804 | 12W/18W COB24W*2 | CREE/Bridgelux | 30 00K/4000K 6000K/R/G/B | Stainless steel Cover, Aluminum, Tempered glass | 12V/24V/100-240V 50-60Hz | 15°/30°/45°/60° COB10°/20°/30°/90° | Φ130*250mm |

6000K 5000K 4000K 3000K 2700K

WL0701

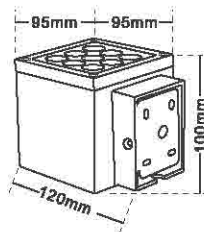


TECHNICAL PARAMETER

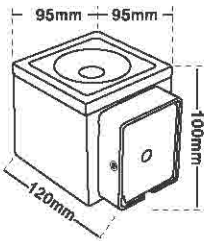
Model: WL0701
 Rated power: 4W/4*2W
 Chip: CREE/Bridgelux
 CCT: 3000K/4000K/6000K/R/G/B
 Material: Stainless steel Cover, Aluminum, Tempered glass
 Input Voltage: 12V/24V/100-240V 50-60Hz
 Angle(Lens): 15° /30° /45° /60° /COB10° /20° /30°
 Size(mm): 65*65*85mm



WL0702



WL0703


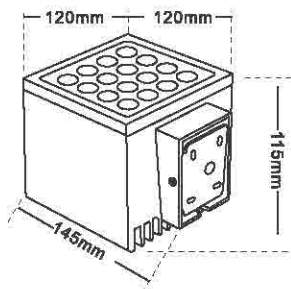


TECHNICAL PARAMETER

Model: WL0702/03
 Rated power: 5*1.5W/9*1.5W/9*2W
 Chip: CREE/Bridgelux
 CCT: 3000K/4000K/6000K/R/G/B
 Material: Stainless steel Cover, Aluminum, Tempered glass
 Input Voltage: 12V/24V/100-240V 50-60Hz
 Angle(Lens): 15° /30° /45° /60° /COB10° /20° /30°
 Size(mm): 95*95*100mm



WL0704



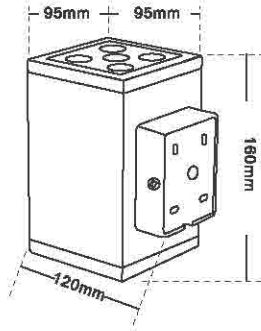
TECHNICAL PARAMETER

Model: WL0704
 Rated power: 12*1.5W/16*1.5W
 Chip: CREE/Bridgelux
 CCT: 3000K/4000K/6000K/R/G/B
 Material: Stainless steel Cover, Aluminum, Tempered glass
 Input Voltage: 12V/24V/100-240V 50-60Hz
 Angle(Lens): 15° /30° /45° /60° /COB10° /20° /30°
 Size(mm): 120*120*115mm

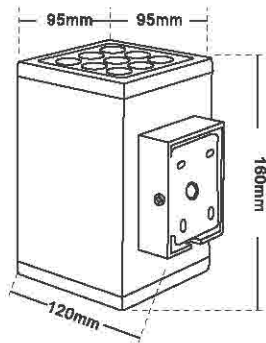


6000K 5000K 4000K 3000K 2700K

WL0705



WL0706

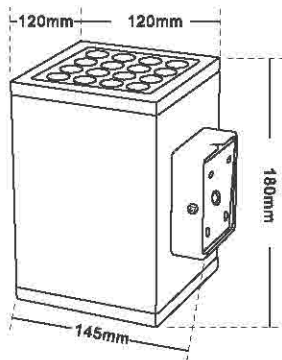


TECHNICAL PARAMETER

Model: WL0705/06
 Rated power: (5*1.5W/8W*1.5)*2
 Chip: CREE/Bridgelux
 CCT: 3000K/4000K/6000K/R/G/B
 Material: Stainless steel Cover, Aluminum, Tempered glass
 Input Voltage: 12V/24V/100-240V 50-60Hz
 Angle(Lens): 15° /30° /45° /60° /COB10° /20° /30°
 Size(mm): 95*95*180mm



WL0707



TECHNICAL PARAMETER

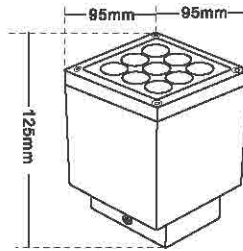
Model: WL0707
 Rated power: (12*1.5W/16W*1.5)*2
 Chip: CREE/Bridgelux
 CCT: 3000K/4000K/6000K/R/G/B
 Material: Stainless steel Cover, Aluminum, Tempered glass
 Input Voltage: 12V/24V/100-240V 50-60Hz
 Angle(Lens): 15° /30° /45° /60° /COB10° /20° /30°
 Size(mm): 120*120*180mm



6000K 5000K 4000K 3000K 2700K



FP0501

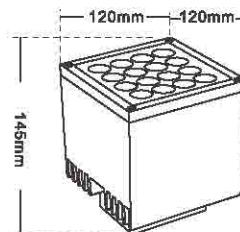


TECHNICAL PARAMETER

Model: FP0501
 Rated power: 5*2W/9W/9*2W
 Chip: CREE/Bridgelux
 CCT: 3000K/4000K/6000K/R/G/B
 Material: Stainless steel Cover, Aluminum, Tempered glass
 Input Voltage: 12V/24V/100-240V 50-60Hz
 Angle(Lens): 15° /30° /45° /60°
 Size(mm): 95*95*125mm



FP0502

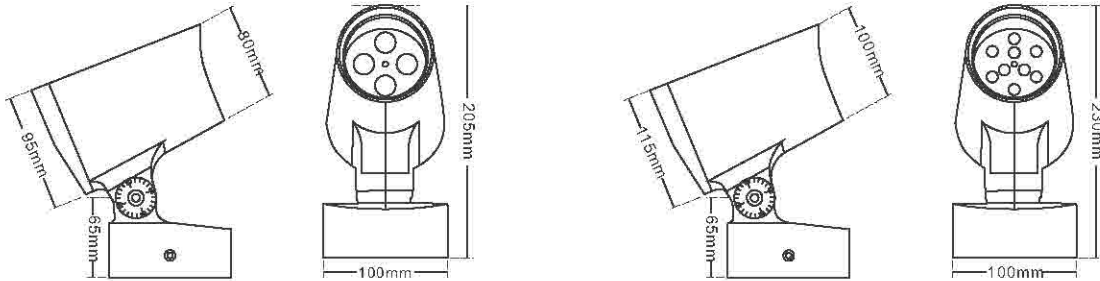


TECHNICAL PARAMETER

Model: FP0502
 Rated power: 12*1.5W/16*1.5W
 Chip: CREE/Bridgelux
 CCT: 3000K/4000K/6000K/R/G/B
 Material: Stainless steel Cover, Aluminum, Tempered glass
 Input Voltage: 12V/24V/100-240V 50-60Hz
 Angle(Lens): 15° /30° /45° /60°
 Size(mm): 120*120*145mm



6000K 5000K 4000K 3000K 2700K



TECHNICAL PARAMETER

| Model | Rated power | Chip | CCT | Material | Input Voltage | Angle (Lens) | Size (mm) |
|--------|-------------|----------------|----------------------------|--------------------------|--------------------------|---------------------------------------|------------|
| BP1101 | COB15W | CREE/Bridgelux | 3000K/4000K 6000K/R/G/B | Aluminum, Tempered glass | 12V/24V/100-240V 50-60Hz | 15°/30°/45°/60° COB10°/20°/30°/90° | Φ80*205mm |
| BP1102 | 3*3W/4*3W | CREE/Bridgelux | 3000K/4000K 6000K/R/G/B | Aluminum, Tempered glass | 12V/24V/100-240V 50-60Hz | 15°/30°/45°/60° COB10°/20°/30°/90° | Φ80*205mm |
| BP1103 | 9*3W/COB30W | CREE/Bridgelux | 3000K/4000K 6000K/R/G/B | Aluminum, Tempered glass | 12V/24V/100-240V 50-60Hz | 15°/30°/45°/60° COB10°/20°/30°/90° | Φ100*230mm |

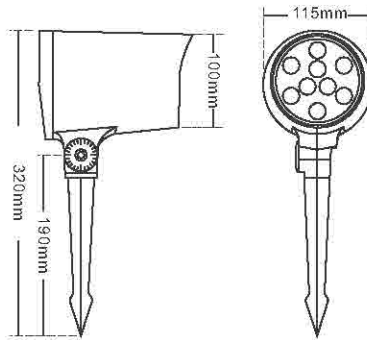
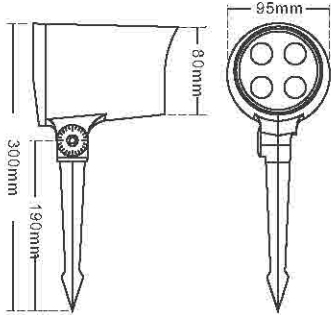
6000K 5000K 4000K 3000K 2700K



BP1104



BP1105

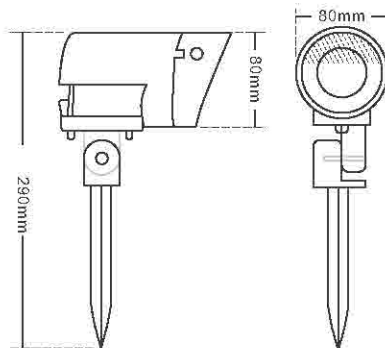


TECHNICAL PARAMETER

| Model | Rated power | Chip | CCT | Material | Input Voltage | Angle(Lens) | Size (mm) |
|--------|------------------------|----------------|----------------------------|--------------------------|--------------------------|---------------------------------------|------------|
| BP1104 | 3*3W/4*3 COB15W | CREE/Bridgelux | 3000K/4000K 6000K/R/G/B | Aluminum, Tempered glass | 12V/24V/100-240V 50-60Hz | 15°/30°/45°/60° COB10°/20°/30°/90° | Φ80*300mm |
| BP1105 | 9*3W/COB30W | CREE/Bridgelux | 3000K/4000K 6000K/R/G/B | Aluminum, Tempered glass | 12V/24V/100-240V 50-60Hz | 15°/30°/45°/60° COB10°/20°/30°/90° | Φ100*320mm |
| BP1106 | 3*3W/9*3WC OB10-15W | CREE/Bridgelux | 3000K/4000K 6000K/R/G/B | Aluminum, Tempered glass | 12V/24V/100-240V 50-60Hz | 15°/30°/45°/60° COB10°/20°/30°/90° | Φ80*230mm |



BP1106





- 12/24V DC
- III
- 100/240V AC
- IK08
- IP65
- CE
- RoHS
- UL



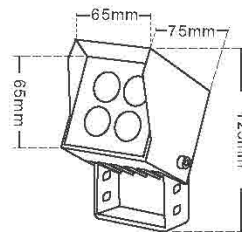
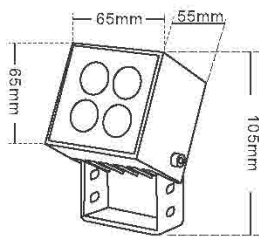
FP0401



FP0402



FP0403



TECHNICAL PARAMETER

Model: FP0401/02/03
 Rated power: 4*2W
 Chip: CREE/Bridgelux
 CCT: 3000K/4000K/6000K/R/G/B
 Material: Aluminum, Tempered glass
 Input Voltage: 12V/24V/100-240V 50-60Hz
 Angle(Lens): 15° /30° /45° /60°
 Size(mm): 65*65*95

● 6000K ● 5000K ● 4000K ● 3000K ● 2700K



- 12/24V DC
- III
- 100/240V AC
- IK08
- IP65
- CE
- RoHS
- UL

FP0404



FP0405



FP0406



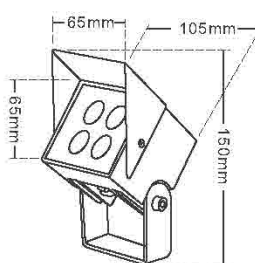
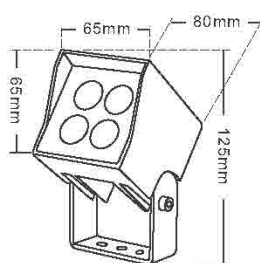
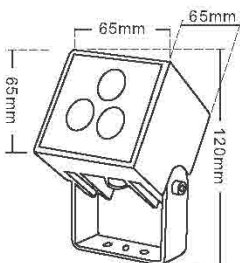
FP0407



FP0408



FP0409



TECHNICAL PARAMETER

Model: FP0404/05/06/07/08/09
 Rated power: 4*2W/COB7-10W
 Chip: CREE/Bridgelux
 CCT: 3000K/4000K/6000K/R/G/B
 Material: Aluminum, Tempered glass
 Input Voltage: 12V/24V/100-240V 50-60Hz
 Angle(Lens): 15° /30° /45° /60° /COB40°
 Size(mm): 65*65



6000K 5000K 4000K 3000K 2700K



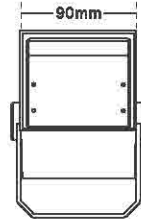
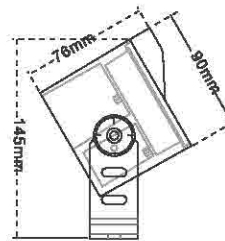
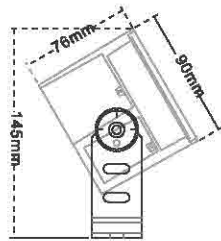
FP0410



FP0411



FP0412



TECHNICAL PARAMETER

Model: FP0410/11/12
 Rated power: 9*2W
 Chip: CREE/Bridgelux
 CCT: 3000K/4000K/6000K/R/G/B
 Material: Stainless steel Cover, Aluminum, Tempered glass
 Input Voltage: 12V/24V/100-240V 50-60Hz
 Angle(Lens): 15° /30° /45° /60°
 Size(mm): 90*90*125mm



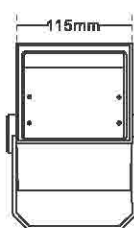
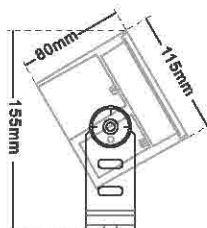
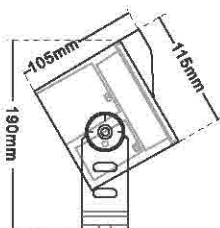
FP0413



FP0414

TECHNICAL PARAMETER

Model: FP0413/14
 Rated power: 16*1.5W/16*2W
 Chip: CREE/Bridgelux
 CCT: 3000K/4000K/6000K/R/G/B
 Material: Stainless steel Cover, Aluminum, Tempered glass
 Input Voltage: 12V/24V/100-240V 50-60Hz
 Angle(Lens): 15° /30° /45° /60°
 Size(mm): 165*165mm



6000K 5000K 4000K 3000K 2700K



FP0601



FP0602



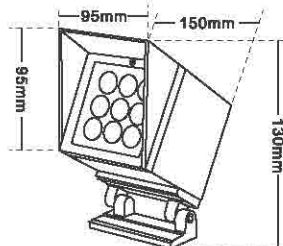
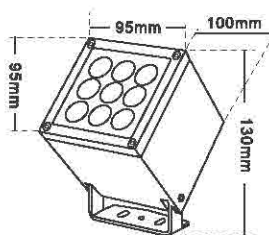
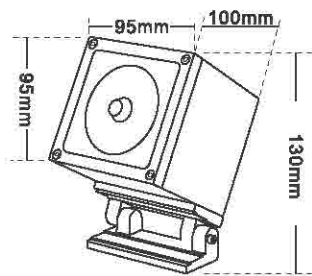
FP0603



FP0603



FP0604



TECHNICAL PARAMETER

Model: FP0601/02/03/04/05
 Rated power: 4*3W/5*1.5W/9W/9*2W/COB10-15W
 Chip: CREE/Bridgelux
 CCT: 3000K/4000K/6000K/R/G/B
 Material: Stainless steel Cover, Aluminum, Tempered glass
 Input Voltage: 12V/24V/100-240V 50-60Hz
 Angle(Lens): 15° /30° /45° /60°
 Size(mm): 95*95*130mm



● 6000K ● 5000K ● 4000K ● 3000K ● 2700K



FP0606



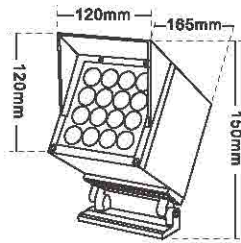
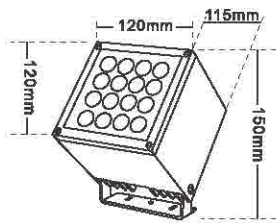
FP0607



FP0608



FP0609



TECHNICAL PARAMETER

Model: FP0606/07/08/09
 Rated power: 12*1W/12*1.5W/16*1W/16*1.5W
 Chip: CREE/Bridgelux
 CCT: 3000K/4000K/6000K/R/G/B
 Material: Stainless steel Cover, Aluminum, Tempered glass
 Input Voltage: 12V/24V/100-240V 50-60Hz
 Angle(Lens): 15° /30° /45° /60°
 Size(mm): 120*120*150mm



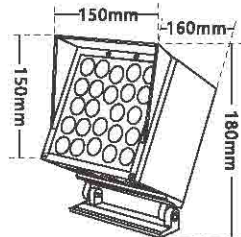
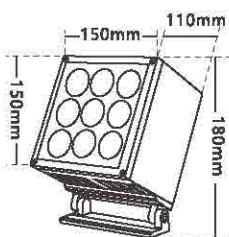
FP0610



FP0611



FP0612



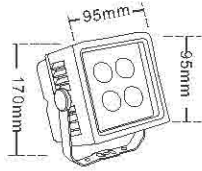
TECHNICAL PARAMETER

Model: FP0610/11/12
 Rated power: 24W/24*2W/9*3W
 Chip: CREE/Bridgelux
 CCT: 3000K/4000K/6000K/R/G/B
 Material: Stainless steel Cover, Aluminum, Tempered glass
 Input Voltage: 12V/24V/100-240V 50-60Hz
 Angle(Lens): 15° /30° /45° /60°
 Size(mm): 150*150*180mm

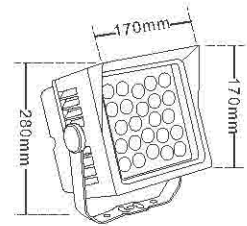




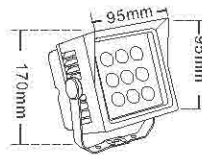
BP1201



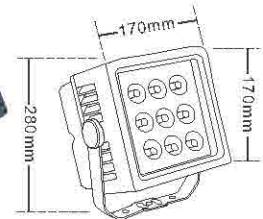
BP1204



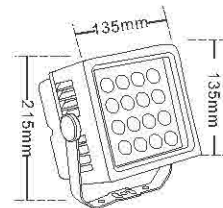
BP1202



BP1205



BP1203



TECHNICAL PARAMETER

| Model | Rated power | Chip | CCT | Material | Input Voltage | Angle(Lens) | Size (mm) |
|--------|-------------|----------------|----------------------------|-------------------------|--------------------------|-----------------|-----------------|
| BP1201 | 4*3W/9*2W | CREE/Bridgelux | 3000K/4000K 6000K/R/G/B | Aluminum,Tempered glass | 12V/24V/100-240V 50-60Hz | 15°/30°/45°/60° | 95*W95*H125mm |
| BP1202 | 4*3W/9*2W | CREE/Bridgelux | 3000K/4000K 6000K/R/G/B | Aluminum,Tempered glass | 12V/24V/100-240V 50-60Hz | 15°/30°/45°/60° | 95*W95*H125mm |
| BP1203 | 3*5W/16*2W | CREE/Bridgelux | 3000K/4000K 6000K/R/G/B | Aluminum,Tempered glass | 12V/24V/100-240V 50-60Hz | 15°/30°/45°/60° | 135*W135*H190mm |
| BP1204 | 9*3W/24*2W | CREE/Bridgelux | 3000K/4000K 6000K/R/G/B | Aluminum,Tempered glass | 12V/24V/100-240V 50-60Hz | 15°/30°/45°/60° | 170*W170*H230mm |
| BP1205 | 9*3W/24*2W | CREE/Bridgelux | 3000K/4000K 6000K/R/G/B | Aluminum,Tempered glass | 12V/24V/100-240V 50-60Hz | 15°/30°/45°/60° | 170*W170*H230mm |

6000K 5000K 4000K 3000K 2700K



BP1603



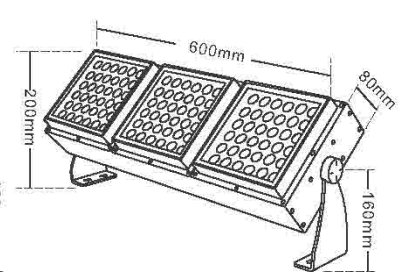
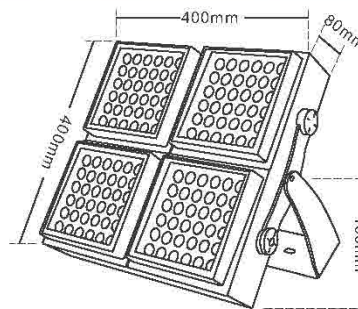
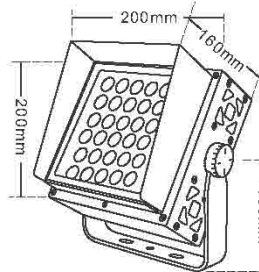
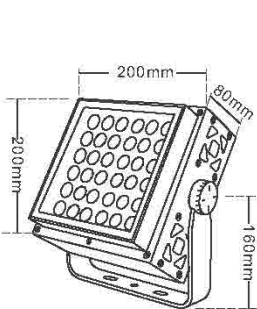
BP1604



BP1601C



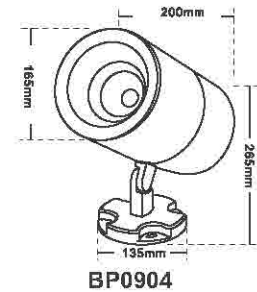
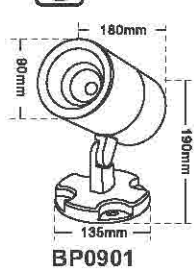

BP1601



TECHNICAL PARAMETER

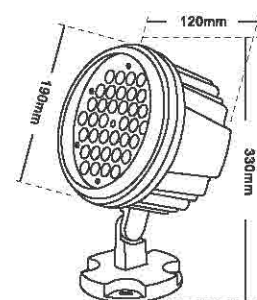
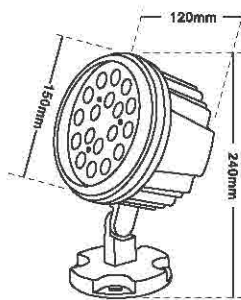
| Model | Rated power | Chip | CCT | Material | Input Voltage | Angle(Lens) | Size (mm) |
|---------|-------------|----------------|----------------------------|--------------------------|--------------------------|-----------------|-----------|
| BP1601 | 36*2W | CREE/Bridgelux | 3000K/4000K 6000K/R/G/B | Aluminum, Tempered glass | 12V/24V/100-240V 50-60Hz | 15°/30°/45°/60° | 200*200mm |
| BP1601C | 36*2W*2 | CREE/Bridgelux | 3000K/4000K 6000K/R/G/B | Aluminum, Tempered glass | 12V/24V/100-240V 50-60Hz | 15°/30°/45°/60° | \ |
| BP1603 | 36*2W*3 | CREE/Bridgelux | 3000K/4000K 6000K/R/G/B | Aluminum, Tempered glass | 12V/24V/100-240V 50-60Hz | 15°/30°/45°/60° | \ |
| BP1604 | 36*2W*4 | CREE/Bridgelux | 3000K/4000K 6000K/R/G/B | Aluminum, Tempered glass | 12V/24V/100-240V 50-60Hz | 15°/30°/45°/60° | \ |

6000K 5000K 4000K 3000K 2700K



TECHNICAL PARAMETER

| Model | Rated power | Chip | CCT | Material | Input Voltage | Angle(Lens) | Size (mm) |
|--------|-------------|----------------|----------------------------|--|--------------------------|-------------|----------------|
| BP0901 | 9W/10W | CREE/Bridgelux | 3000K/4000K 6000K/R/G/B | Stainless steel Cover, Aluminum, Tempered glass | 12V/24V/100-240V 50-60Hz | COB24°/60° | Φ90*180*190mm |
| BP0902 | 15W/20W | CREE/Bridgelux | 3000K/4000K 6000K/R/G/B | Stainless steel Cover, Aluminum, Tempered glass | 12V/24V/100-240V 50-60Hz | COB24°/60° | Φ110*180*210mm |
| BP0903 | 24W/30W | CREE/Bridgelux | 3000K/4000K 6000K/R/G/B | Stainless steel Cover, Aluminum, Tempered glass | 12V/24V/100-240V 50-60Hz | COB24°/60° | Φ145*200*245mm |
| BP0904 | 40W/50W | CREE/Bridgelux | 3000K/4000K 6000K/R/G/B | Stainless steel Cover, Aluminum, Tempered glass | 12V/24V/100-240V 50-60Hz | COB24°/60° | Φ165*200*265mm |



TECHNICAL PARAMETER

Model: BP0905
 Rated power: 18*1.5W
 Chip: CREE/Bridgelux
 CCT: 3000K/4000K/6000K/R/G/B
 Material: Stainless steel Cover, Aluminum, Tempered glass
 Input Voltage: 12V/24V/100-240V 50-60Hz
 Angle(Lens): 15° /30° /45° /60° /COB10° /20° /30° /90°
 Size(mm): Φ150*H240mm



TECHNICAL PARAMETER

Model: BP0908
 Rated power: 38*1.5W
 Chip: CREE/Bridgelux
 CCT: 3000K/4000K/6000K/R/G/B
 Material: Stainless steel Cover, Aluminum, Tempered glass
 Input Voltage: 12V/24V/100-240V 50-60Hz
 Angle(Lens): 15° /30° /45° /60° /COB10° /20° /30° /90°
 Size(mm): Φ190*H330mm



6000K 5000K 4000K 3000K 2700K

BP1501



TECHNICAL PARAMETER

Model: BP 1501
 Rated power: COB30W
 Chip: CREE/Bridgelux
 CCT: 3000K/4000K/6000K/R/G/B
 Material: Aluminum, Tempered glass
 Input Voltage: 12V/24V/100-240V 50-60Hz
 Angle(Lens): COB 18°/38°
 Size(mm): $\Phi 180 \times 180 \times 145$ mm

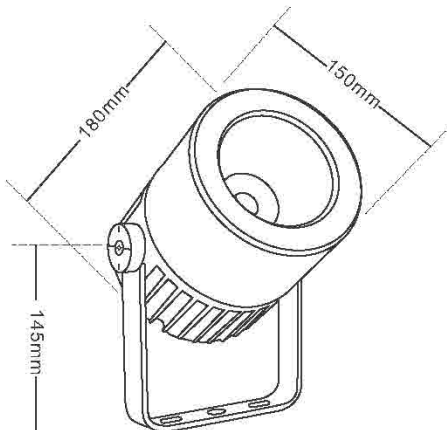


BP1502

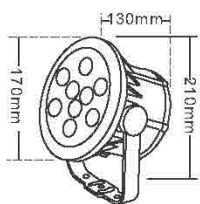


TECHNICAL PARAMETER

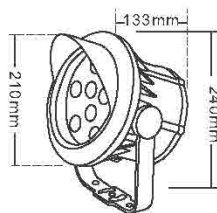
Model: BP 1502
 Rated power: 12*2W
 Chip: CREE/Bridgelux
 CCT: 3000K/4000K/6000K/R/G/B
 Material: Stainless steel Cover, Aluminum, Tempered glass
 Input Voltage: 12V/24V/100-240V 50-60Hz
 Angle(Lens): 15°/30°/45°/60°
 Size(mm): $\Phi 180 \times 180 \times 145$ mm



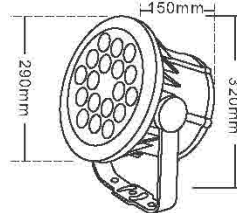
6000K 5000K 4000K 3000K 2700K



BP1301



BP1302



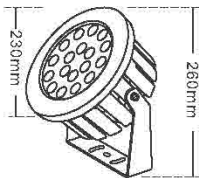
BP1303



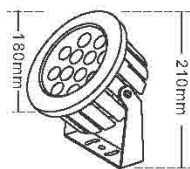
TECHNICAL PARAMETER



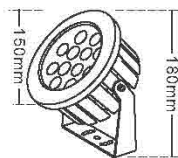
| Model | Rated power | Chip | CCT | Material | Input Voltage | Angle(Lens) | Size (mm) |
|--------|-------------|----------------|----------------------------|--------------------------|--------------------------|-----------------|-------------|
| BP1301 | 9W/12W/18W | CREE/Bridgelux | 3000K/4000K 6000K/R/G/B | Aluminum, Tempered glass | 12V/24V/100-240V 50-60Hz | 15°/30°/45°/60° | Φ170*W130mm |
| BP1302 | 18W/24W/36W | CREE/Bridgelux | 3000K/4000K 6000K/R/G/B | Aluminum, Tempered glass | 12V/24V/100-240V 50-60Hz | 15°/30°/45°/60° | Φ210*W133mm |
| BP1303 | 54W/60W | CREE/Bridgelux | 3000K/4000K 6000K/R/G/B | Aluminum, Tempered glass | 12V/24V/100-240V 50-60Hz | 15°/30°/45°/60° | Φ290*W150mm |



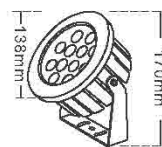
BP1401



BP1402



BP1403



BP1404



TECHNICAL PARAMETER

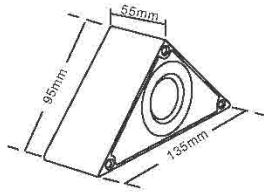


| Model | Rated power | Chip | CCT | Material | Input Voltage | Angle(Lens) | Size (mm) |
|--------|-------------|----------------|----------------------------|--------------------------|--------------------------|-----------------|------------|
| BP1401 | 9*2W/12W | CREE/Bridgelux | 3000K/4000K 6000K/R/G/B | Aluminum, Tempered glass | 12V/24V/100-240V 50-60Hz | 15°/30°/45°/60° | Φ130*170mm |
| BP1402 | 12*2W/18W | CREE/Bridgelux | 3000K/4000K 6000K/R/G/B | Aluminum, Tempered glass | 12V/24V/100-240V 50-60Hz | 15°/30°/45°/60° | Φ150*180mm |
| BP1403 | 18*2W/24W | CREE/Bridgelux | 3000K/4000K 6000K/R/G/B | Aluminum, Tempered glass | 12V/24V/100-240V 50-60Hz | 15°/30°/45°/60° | Φ180*210mm |
| BP1404 | 24*2W/36W | CREE/Bridgelux | 3000K/4000K 6000K/R/G/B | Aluminum, Tempered glass | 12V/24V/100-240V 50-60Hz | 15°/30°/45°/60° | Φ230*260mm |

● 6000K ● 5000K ● 4000K ● 3000K ● 2700K



ST0101

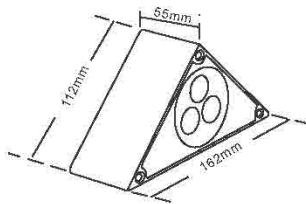


TECHNICAL PARAMETER

Model: ST0101
Size(mm):95*95*135*55
Rated power:1-3W
Chip: CREE/Bridgelux
CCT:3000K/4000K/6000K/R/G/B
Material: Aluminum, Tempered glass
Input Voltage: 12V/24V/100-240V 50-60Hz
Angle(Lens):15° /30° /45° /60°




ST0102

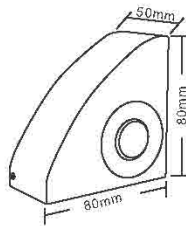


TECHNICAL PARAMETER

Model: ST0102
Size(mm):112*112*162*55
Rated power:3W/3*2W/3*3W
Chip: CREE/Bridgelux
CCT:3000K/4000K/6000K/R/G/B
Material: Aluminum, Tempered glass
Input Voltage: 12V/24V/100-240V 50-60Hz
Angle(Lens):15° /30° /45° /60°



ST0103

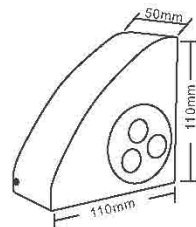


TECHNICAL PARAMETER

Model: ST0103
Size(mm):80*80*50
Rated power:1-3W
Chip: CREE/Bridgelux
CCT:3000K/4000K/6000K/R/G/B
Material: Aluminum, Tempered glass
Input Voltage: 12V/24V/100-240V 50-60Hz
Angle(Lens):15° /30° /45° /60°






ST0104



TECHNICAL PARAMETER

Model: ST0104
Size(mm):110*110*50
Rated power:3W/3*2W/3*3W
Chip: CREE/Bridgelux
CCT:3000K/4000K/6000K/R/G/B
Material: Aluminum, Tempered glass
Input Voltage: 12V/24V/100-240V 50-60Hz
Angle(Lens):15° /30° /45° /60°





☎ Phone : +370-600-93111

✉ E-mail : info@ledesta.eu

www.ledesta.eu